

## DENTAL IMPLANTS

# Placing Implants When Teeth Are Removed

You tell us what areas you'd like to improve and we'll show you what treatment options and procedures are available. It's time to relax and share your smile. Let's get started.

Call Us (866) 317-7498



# Table of Content

Introduction	2
Placing Implants When Teeth Are Removed	3
Commonly Asked Questions	4
Testimonials	5
Meet Your Dentist	6
Booking An Appointment	7

## INTRODUCTION

# Bring Out The Best Of Your Smile!



A shy smile hides your true self from the world. Problems with your teeth, gums and jaw create a barrier between you and your friends and family. If you're self-conscious about discoloured, mishappen or crooked teeth you may find yourself reigning in your smile or hiding it behind your hand. A smile makeover starts with a treatment plan tailored to your personal goals.

You tell us what areas you'd like to improve and we'll show you what treatment options and procedures are available. Feel confident you're in safe hands. We know how important it is for your treatment to be as quick and painless as possible-- we care about your overall health. That's why we have invested in the latest dental technology to ensure a swift diagnosis and a quick and accurate treatment which will have you back on your feet in no time.

Dr. Ameen Al-Obaidi and Dr. Istabraq Jasim

## DENTAL IMPLANTS

# Placing Implants When Teeth Are Removed

## IMPLANT PROCESS

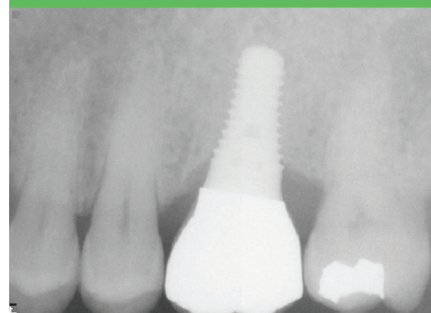
Patients often lose molar teeth due to decay, bone loss, or fracture. It is important to replace your molars if they are lost, so as to prevent the teeth next to them from tilting into the area, and the teeth opposing them from drifting into the space where your molars used to be.

In the past, a molar had to be removed and the area allowed to heal before an implant was placed.



An upper molar is fractured and has to be extracted. An implant is placed at the time the molar is removed.

An innovative technique allows us to remove your molar and place an implant during the same visit.

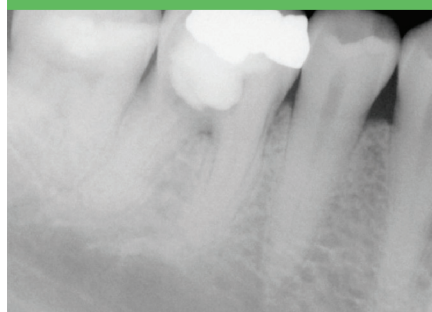


Ten years after the implant has been restored, the area is healthy, and the patient is functioning comfortably.

## REGENERATION

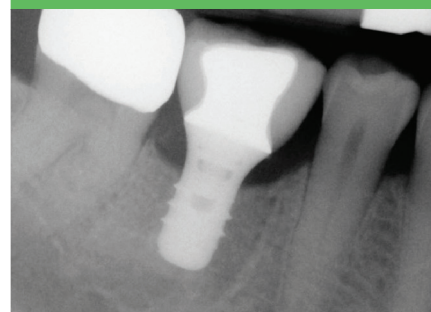
Calcium material may be placed around the implant to help the bone heal more quickly in the area. Once the bone attaches to your implant, your dentist restores the implant with an abutment and crown.

When an implant is placed at the time your molar is removed, the number of treatment visits is lessened.



A lower molar is decayed and must be removed. An implant is placed at the time the molar is removed.

In addition, the course of therapy is shortened, and the overall cost of treatment is reduced.



An x-ray of the implant ten years after its restoration demonstrates the healthy bone around the implant.

## DENTAL IMPLANTS

## Commonly Asked Questions

### Will the implant placement at the time of teeth removal procedure hurt?

Only *Lidocaine* is necessary to placing implants when molars are removed. During the visit, you will feel nothing once the area has been numbed. When the *Lidocaine* wears off, there may be mild discomfort. This procedure will not cause you to miss work.

### How long does implant placement at the time of molar removal procedure take?

The visit to perform implant placement at the time of molar removal is about 60 minutes long. Dissolving stitches are used. One or two 10 minute check-ups may be scheduled to ensure that tooth is ready for restoration by the dentist.

### What is the cost of implant placement at the time of teeth removal procedure?

The cost will vary with the situation. Your dentist will discuss this with you before proceeding with treatment. Please remember there will also be a cost for the restoration of your tooth with your dentist.

### How well will implant placement at the time of teeth removal procedure work?

Implant placement at the time of molar removal procedure is highly predictable. If the procedure is carried out correctly, the end result is a tooth which may be restored in a healthy manner, and which should prove stable over time.

## TESTIMONIALS

## What Our Patients Have To Say

“Dr. Ameen and his wonderful staff, dental assistants, front office staff are all lovely, kind, compassionate people. They take immense care with your sensitivities and only want you to have a positive experience. They really care about you and your health but they do so with a light touch and a good sense of humour. I feel like I can relax, as their knowledge, expertise, professionalism, wisdom and education gives me confidence that all will be well after each and every appointment. Thanks for taking good care of me!”

**DONNA**

---

“

“I was experiencing pain in several areas that was not addressed in my previous dental care. I knew on my first visit I made the right choice. Over the course of a year, Dr. Ameen corrected numerous problems including several root canals and crowns.”

**SINDY**

“

I have had a lot of dental cleanings in my time, but never has someone taken the time like Barton Dental. Such a wonderful cleaning, as well as very delightful staff. I would strongly recommend this clinic.”

**ED**

“

I had a pain in my tooth and Dr. Ameen was able to see me the same day. I had root canal treatment done, and now my tooth feels great. I totally recommend this clinic.”

**MAHMOOD**



## MEET YOUR DENTIST

### Dr.Ameen

Dr. Ameen graduated from Baghdad University in 1997 with a Bachelor degree in Dental Surgery. He finished a post graduate diploma in dental surgery MFDS from Glasgow in 2010. He was interested in implant surgery and cosmetic dentistry, therefore, he finished his fellowship and continued his clinical and theoretical research, finishing his diploma, in placing and restoring implants. In a nutshell, this prestigious diploma means that he has completed a ton of implants with a very high success rate, and has put in countless hours of continuing education to perfect his craft. Dr. Ameen is happy to be a part of his patient's esthetic journey by helping them restore smiles. He finished his DDS in Canada after passing the NDEB exam in Western Ontario.

Dr. Ameen has had a privilege of working in four continents, which has enabled him to connect and develop great communication skills with patients from all walks of life. He is the owner of four practices; Hamilton (Barton Dental Centre), Mississauga (Tomken Centre Dentistry), Thunder Bay (Redwood Dental Centre), and now recently Thunder Bay (Sky Dental Centre).



# Book your appointment now.

We are determined to put you  
at ease while finding the best  
solution for you.

**Call Us (866) 317-7498**